



1946

1946

VACUUM-GAUGE TUBE

THERMOCOUPLE TYPE

DATA

General:

Heater, for Thermocouple:

Voltage (Approx.) 1 ac or dc volts

Current 0.070 amp

Resistance of Thermocouple 5 approx. ohms

Maximum Overall Length (with tubulation) 6-1/4"

Maximum Diameter 1-11/16"

Bulb T-12

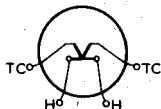
Tubulation 3/8" Diameter Hard Glass,
Corning Code 772 Nonex

Mounting Position Any

Terminal Arrangement See Outline Drawing

Terminal Connections:

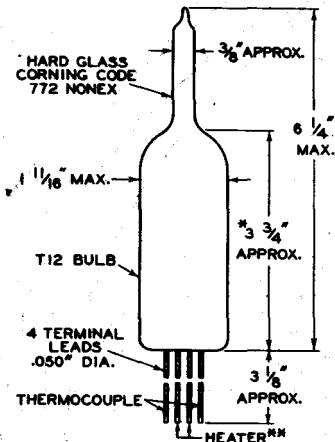
H-Heater



TC - Thermocouple

Calibration:

See next page.



* MEASURED FROM BULB END TO BULB-TOP LINE AS DETERMINED BY RING GAUGE OF 1/2" I.D.

** BROWN HEATER LEAD SHOULD BE CONNECTED TO POSITIVE TERMINAL OF DC HEATER SUPPLY. 92C3-6815

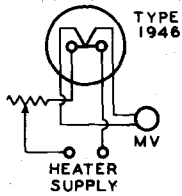
1946



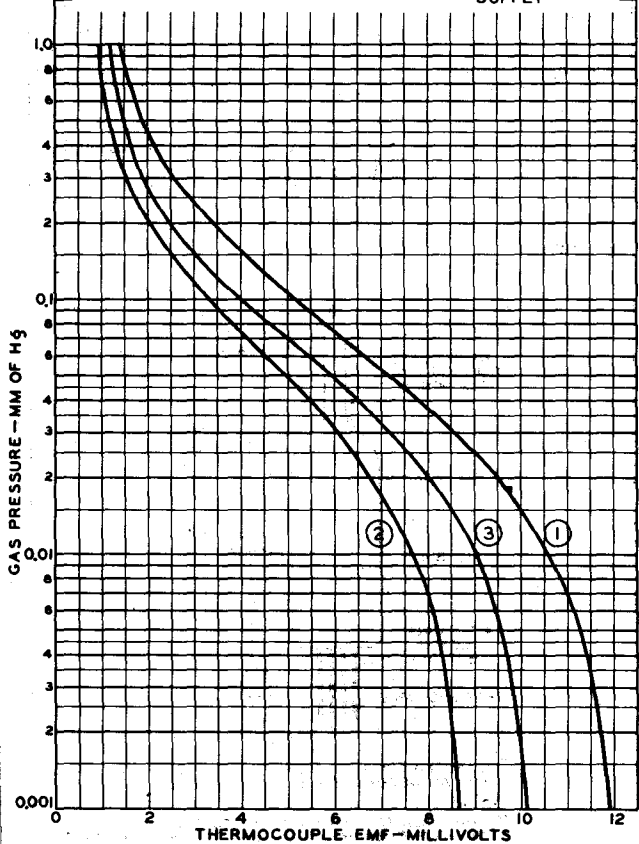
1946

CALIBRATION CURVES

CURVE	HEATER		
	BROWN LEAD	UNMARKED LEAD	CURRENT AMP.
1	+	-	0.070 DC
2	-	+	0.070 DC
3	±	±	0.070 RMS



GAS = DRY AIR
 TO CONVERT MM TO MICRONS,
 MULTIPLY VALUES BY 1000



MAR. 11, 1947

TUBE DEPARTMENT
 RADIO CORPORATION OF AMERICA, HARRISON, NEW JERSEY

92CM-6852