



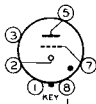
IC21

IC21

GAS-TRIODE

COLD-CATHODE GLOW-DISCHARGE TYPE

Maximum Overall Length	2-5/8"
Maximum Seated Height	2-1/16"
Maximum Diameter	1-5/16"
Bulb	T-9
Base	Intermed. Sh. Octal 6-Pin
Pin 1 - No Connection	Pin 7 - Grid
Pin 2 - Cathode	Pin 8 - No Connection
Pin 3 - No Connection	• - Gas Tube Type
Pin 5 - Anode	
Mounting Position	BOTTOM VIEW (G-4V) Any



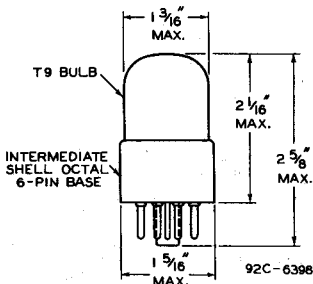
CHARACTERISTICS

Peak Anode Breakdown Voltage (Grid tied to cathode)	180 min. volts
Peak Positive Grid Breakdown Voltage	{ 66 min. volts 80 max. volts
D-C Anode Extinction Voltage	73 approx. volts
Grid Current (For transition of discharge to anode at 100 volts peak)	{ 25 av. μ amp. 50 max. μ amp.
Anode Voltage-Drop	73 approx. volts
Grid Voltage-Drop	55 approx. volts

Maximum Ratings Are Design-Center Values

MAXIMUM RATINGS

Peak Cathode Current	100 max. ma.
D-C Cathode Current	25 max. ma.
Typical Operation as Relay Tube:	
D-C Anode-Supply Voltage	125 - 145 volts
Peak Positive Grid-Bias Voltage	66 max. volts
Peak Grid-Signal Voltage	40 min. volts
Sum of Grid-Bias and Grid-Signal Voltages (Peak)	100 min. volts
D-C Grid Current	100 μ amp.



Dec. 1, 1942

RCA RADOTRON DIVISION
RCA MANUFACTURING COMPANY, INC.

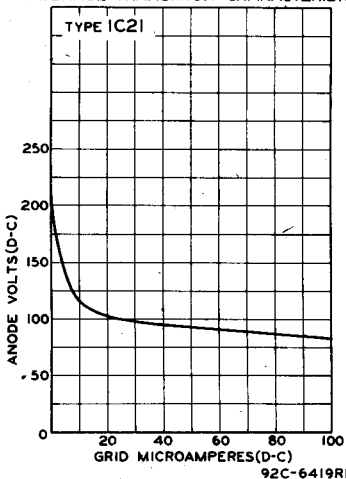
TENTATIVE DATA



IC21

GAS-TRIODE

AVERAGE TRANSITION CHARACTERISTIC



AVERAGE ANODE CHARACTERISTIC

