



6AU4-GTA

6AU4-GTA HALF-WAVE VACUUM RECTIFIER

For television damper service

GENERAL DATA

Electrical:

Heater, for Unipotential Cathode:

Voltage (AC or DC)	6.3 ± 10%	volts
Current	1.8	amp

Direct Interelectrode Capacitances (Approx.):^o

Plate to cathode and heater	8.5	μf
Cathode to heater and plate	11.5	μf
Heater to cathode	4	μf

Mechanical:

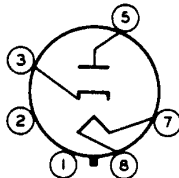
Operating Position	Any
Maximum Overall Length	3-13/16"
Maximum Seated Length	3-1/4"
Maximum Diameter	1-9/32"
Bulb	T9

Base Short Intermediate-Shell Octal 5-Pin
with External Barriers, Arrangement 2
(JEDEC Group 1, No. B5-85),
or Short Intermediate-Shell Octal 6-Pin
with External Barriers, Arrangement 1
(JEDEC Group 1, No. B6-60)

Basing Designation for BOTTOM VIEW 4CG

Pin 1 ♦ - Same as Pin 2

Pin 2 - Internal Connection - Do Not Use



Pin 3 - Cathode
Pin 5 - Plate
Pin 7 - Heater
Pin 8 - Heater

DAMPER SERVICE

Maximum Ratings, Design-Maximum Values:

For operation in a 525-line, 30-frame system[□]

PEAK INVERSE PLATE VOLTAGE	4500 max.	volts
PEAK PLATE CURRENT	1300 max.	ma
DC PLATE CURRENT	210 max.	ma
PLATE DISSIPATION	6.5 max.	watts
PEAK HEATER-CATHODE VOLTAGE:		
Heater negative with respect to cathode	4500 [▲] max.	volts
Heater positive with respect to cathode	300 [*] max.	volts

^o Without external shield.

♦ On the 5-pin base, pin 1 as well as pins 4 and 6 is omitted.

• Socket terminals 1, 2, 4, and 6 should not be used as tie points.

□ As described in "Standards of Good Engineering Practice Concerning Television Broadcast Stations," Federal Communications Commission.

▲ The dc component must not exceed 900 volts.

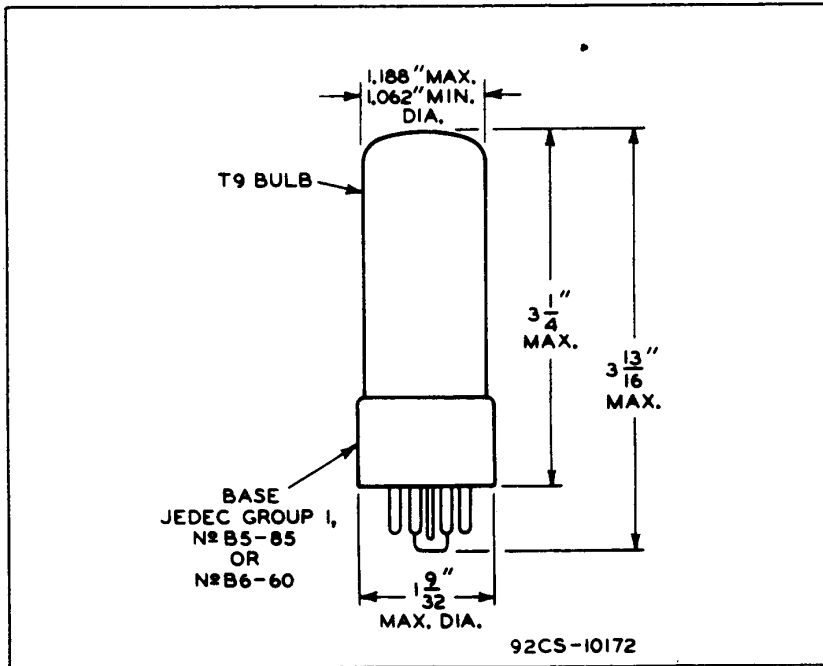
* The dc component must not exceed 100 volts.

← Indicates a change.

6AU4-GTA



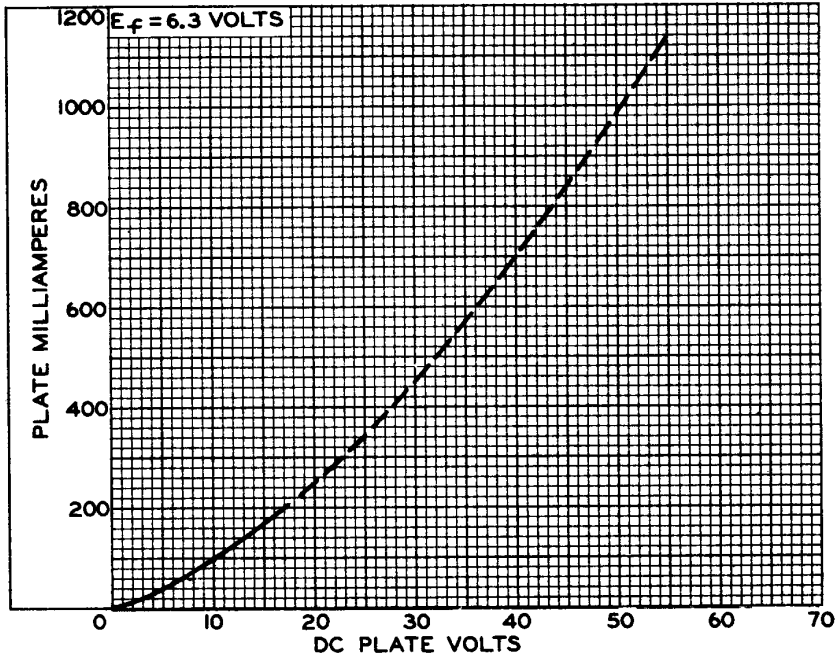
6AU4-GTA HALF-WAVE VACUUM RECTIFIER



8-59

CE-10172

AVERAGE PLATE CHARACTERISTIC



92CS-8651R1

ELECTRON TUBE DIVISION
RADIO CORPORATION OF AMERICA, HARRISON, NEW JERSEY