



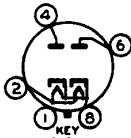
5Z4



5Z4

FULL-WAVE HIGH-VACUUM RECTIFIER

Heater	Coated Unipotential Cathode	
Voltage	5.0	a-c volts
Current	2.0	amp.
Maximum Overall Length		3-1/4"
Maximum Seated Height		2-11/16"
Maximum Diameter		1-5/16"
Bulb		Metal Shell, MT-8
Base		Small Wafer Octal 5-Pin
Pin 1 - Shell		Pin 6 - Plate #1
Pin 2 - Heater		Pin 8 - Heater & Cathode
Pin 4 - Plate #2		
Mounting Position		Any



BOTTOM VIEW (5L)

FULL-WAVE RECTIFIER

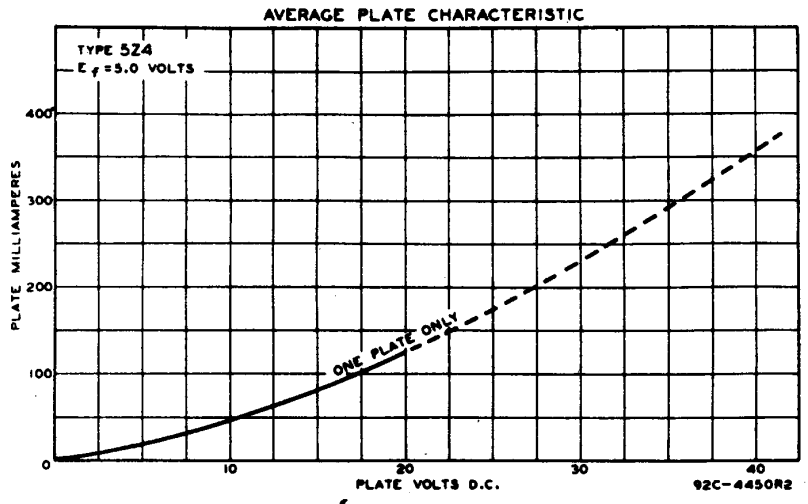
Peak Inverse Voltage	1400 max. volts
Peak Plate Current per Plate	375 max. ma.
<i>With Condenser-Input Filter:</i>	
A-C Plate Voltage per Plate (RMS)	350 max. volts
Total Effective Plate-Supply Impedance per Plate [▲]	50 min. ohms
D-C Output Current	125 max. ma.
<i>With Choke-Input Filter:</i>	
A-C Plate Voltage per Plate (RMS)	500 max. volts
Input-Choke Inductance	5 min. henries
D-C Output Current	125 max. ma.

[▲] When a filter-input condenser larger than 40 μ f is used, it may be necessary to use more plate-supply impedance than the minimum value shown to limit the peak plate current to the rated value.

HALF-WAVE RECTIFIER

As a half-wave rectifier, the 5Z4 may be operated with plates connected in parallel at the socket. Two 5Z4's so connected in a full-wave circuit will deliver twice the d-c output current obtainable from one tube. In this service the allowable voltage and load conditions per tube are the same as for full-wave service.

← Indicates a change.



Sept. 2, 1941

RCA RADIOTRON DIVISION
RCA MANUFACTURING COMPANY, INC.

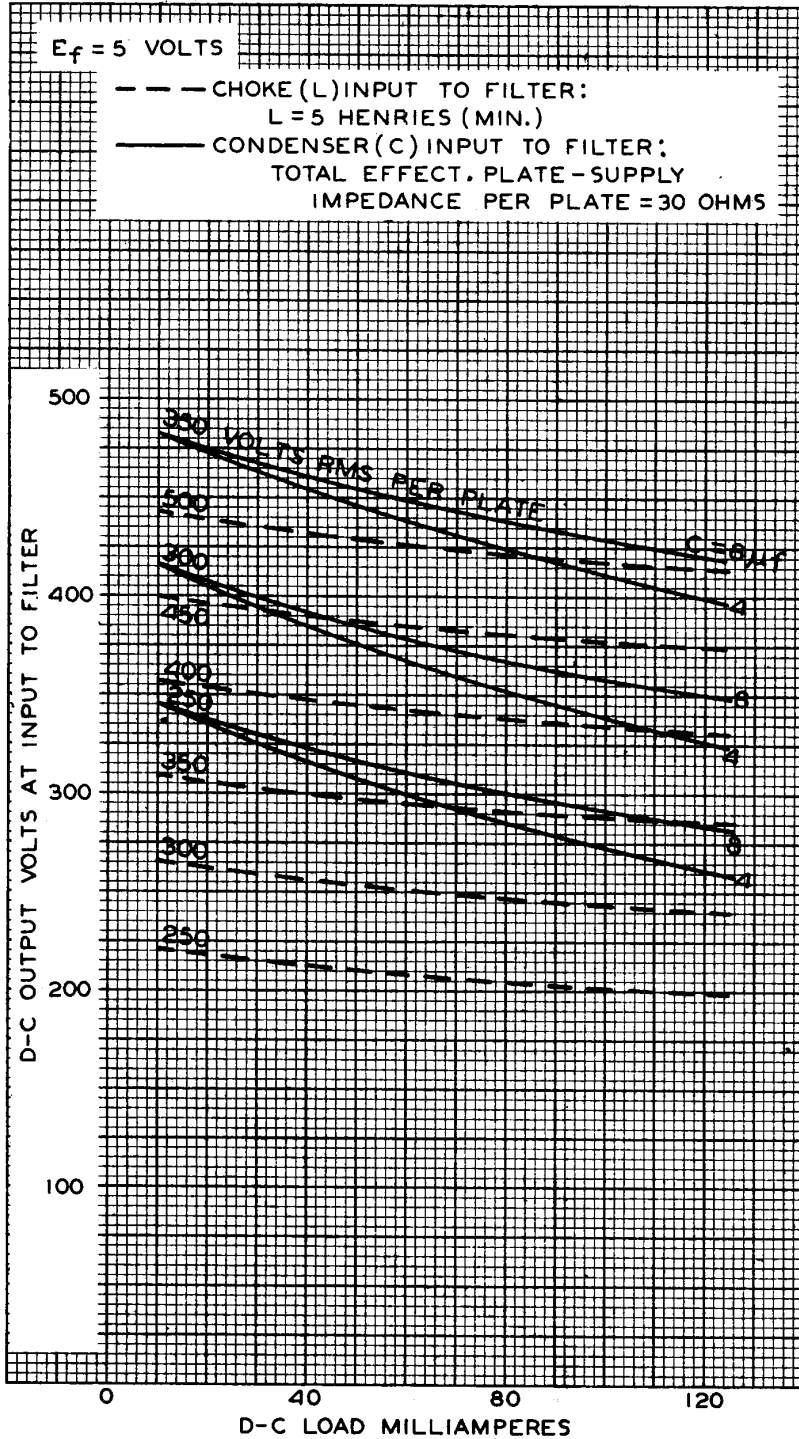
DATA

524



524

OPERATION CHARACTERISTICS



DEC. 5, 1939

RCA RADIOTRON DIVISION
RCA MANUFACTURING COMPANY, INC.

92C-4430R2